

Photons are lying about where they have been, again

Gregory Reznik^{a,*}, Carlotta Versmold^{b,c}, Jan Dziewior^{b,c}, Florian Huber^{b,c},
Shrobona Bagchi^a, Harald Weinfurter^{b,c}, Justin Dressel^{d,e}, Lev Vaidman^{a,b,c,e}

^a Raymond and Beverly Sackler School of Physics and Astronomy, Tel-Aviv University, Tel-Aviv 69978, Israel

^b Max-Planck-Institut für Quantenoptik, Hans-Kopfermann-Straße 1, 85748 Garching, Germany

^c Department für Physik, Ludwig-Maximilians-Universität, 80797 München, Germany

^d Schmid College of Science and Technology, Chapman University, Orange, CA 92866, USA

^e Institute for Quantum Studies, Chapman University, Orange, CA 92866, USA

ARTICLE INFO

Article history:

Received 13 October 2022

Received in revised form 26 February 2023

Accepted 17 March 2023

Available online 22 March 2023

Communicated by M.G.A. Paris

Keywords:

Past of the photon

Weak values

Mach-Zehnder interferometer

Dove prism

Photon trajectory

Two-state vector formalism

ABSTRACT

Bhati and Arvind (2022) [5] recently argued that in a specially designed experiment the timing of photon detection events demonstrates photon presence at a location at which they are not present according to the weak value approach. The alleged contradiction is resolved by a subtle interference effect resulting in anomalous sensitivity of the signal imprinted on the postselected photons for the interaction at this location, similarly to the case of a nested Mach-Zehnder interferometer with a Dove prism (Alonso and Jordan (2015) [7]). We perform an in-depth analysis of the characterization of the presence of a pre- and postselected particle at a particular location based on information imprinted on the particle itself. The theoretical results are tested by a computer simulation of the proposed experiment.

© 2023 Elsevier B.V. All rights reserved.

1. Introduction

The standard approach to quantum mechanics is concerned with probabilities of measurement outcomes and avoids discussing properties of quantum systems between measurements. This is the subject of the two-state vector formalism (TSVF) [1–3], which provides a general analysis of the behaviour of pre- and postselected quantum systems. The TSVF was applied by Vaidman [4] to consider the question of the location of a quantum particle in the past based on the weak trace analysis (WTA). Starting from the first experiment on this issue [6] this analysis led to a considerable controversy.

The most recent criticism has been brought forward by Bhati and Arvind (BA), who review the TSVF and propose an experiment designed to show an inconsistency in the WTA. They introduce a different approach to quantifying presence based on information about the location imprinted on the travelling particle itself. An application of this criterion to their proposed interferometric setup seems to yield a contradiction with the WTA concerning the presence of the pre- and postselected photons at one location in the setup.

Here, based on the scenario presented by BA, we develop an analysis of particle presence based on information imprinted on travelling particles. We agree with the predictions of the signal by BA in their experiment, but argue that in general the signal from a location is not a reliable indicator of a particle's presence at that location. Since the signal is imprinted on the particle itself it might become distorted along the path of the particle, in particular, it can be amplified leading to a false indication of a strong presence. To check if such a distortion is present we propose to consider the signal imprinted on a particle fully localized at the location in question as a test case. We introduce a method to quantify the amount of information in the signal and compare the information collected by a localized particle with the information imprinted on the pre- and postselected particle in question. We argue that presence is indicated only if the amount of information carried by the particle in question is comparable to the amount of information carried by a localized particle. It turns out that if the criterion based on imprinted information is analyzed properly in this manner, it agrees with the predictions given by the WTA.

* Corresponding author.

E-mail addresses: gregory8@mail.tau.ac.il (G. Reznik), vaidman@tauex.tau.ac.il (L. Vaidman).

The paper is organised as follows. In Section 2 we introduce the scenario and argument of BA. In Section 3 we compare it to the original experiment [6] which demonstrated a surprising path of the photon and another scenario which claimed to demonstrate the inconsistency of the WTA [7] and which turns out to be similar to the experiment of BA. Then we demonstrate in three ways how the method of BA is anomalously sensitive to the presence at a particular location: a theoretical analysis of the predicted signals in Section 4, a numerical simulation of the experiment in Section 5, and in Section 6 a simplified scenario which allows a more direct procedure of information extraction leading to a clearer analysis of the information content. Section 7 summarizes our results.

2. Argument by Bhati and Arvind

BA define three statements:

S-A: If the weak value of the projection operator $\Pi_x = |x\rangle\langle x|$ at an intermediate time is zero, where $|x\rangle$ is a position eigenstate, then the particle was not present at position x at that time.

S-B: A quantum particle was present at a location if and only if it left a weak trace on a pointer located at that location upon interaction.

S-C: A quantum particle cannot carry information about a localized object without interacting with it. In particular, if the particle is a photon inside an interferometer, it cannot not visit the location of a localized optical device and still gain information about it.

Statements similar to S-A and S-B are indeed the fundamental elements of the WTA, where S-B is an operational criterion defining particle presence and S-A relates the TSVF formalism to the concept of presence. S-C represents another operational definition of presence which, in contrast to S-B, does not refer to traces on the local environment. S-C, instead, considers the traces left by the local interaction on the travelling particle itself. (Using internal particle degrees of freedom as pointers are actually how the majority of weak value experiments has been performed in the past, see e.g. [8–10] with [11,12] being notable exceptions.)

BA claim that in their (gedanken) experiment, see Fig. 1a, the following happens:

- i) The postselected photons carry information about the frequency of the modulation at location L_1 .
- ii) The weak value of projection of every photon on L_1 is vanishingly small.
- iii) The weak local trace at L_1 is vanishingly small.

They argue that from S-C and (i) follows that the photons were at L_1 . Conversely, from S-A and (ii), as well as from S-B and (iii), it follows that the photons were not at L_1 . The contradiction between S-C and S-A, as well as between S-C and S-B puts in question the WTA of the past of quantum particles [4].

3. Photons lying about where they have been

The origin of the confusion is the title of the experimental paper “Asking photons where they have been” [6] demonstrating the theoretical results of [4] regarding the traces the photons leave in a nested Mach-Zehnder interferometer. Due to the general experimental difficulty of observing the local trace pre- and postselected quantum particles leave on external systems, the local trace was demonstrated, instead, via an observation of the trace left on the photon itself. The justification for this indirect method is that the change of the photon's degrees of freedom was created locally at the location in question and this degree of freedom was not further disturbed until the measurement. This process, however, happened to have also another interpretation, which (maybe unfortunately) was chosen for the title of [6], the interpretation described by S-C.

Alonso and Jordan [7] were first to present an example in which S-C apparently contradicts the WTA. They pointed out that introducing a Dove prism in the experiment [6] does not change the WTA description of where the photons have been, but leads to different experimental results: the photons provide information about a location where they have not been according to the WTA. Vaidman and Tsutsui (VT) [13] explained that introducing the Dove prism in the setup of [6] makes the photons “lie about where they have been”. In the experiment [6] the locally created trace on the transversal motion degree of freedom of photons was not distorted during the evolution from the location of the interaction until the detection. This justified presenting the signal from the photons as the local weak trace. Introducing the Dove prism, see Fig. 1b, spoils the experiment as an observation of the local trace because the transversal degree of freedom of the photons is distorted on their way from E to the detector. VT argue that in fact in the experiment with the Dove prism the signal carrying information about E appears similar (or even bigger) than the signals from the locations A , B , and C , where the photons have been, because of an anomalous sensitivity of the pre- and postselected photons to the interaction at E . We argue that the same is the case in the experiment proposed by BA.

The similarity between the experiment with the Dove prism, Fig. 1b, and BA experiment, Fig. 1a, is demonstrated in Fig. 1c. VT considered two orthogonal transversal spatial modes χ and χ_\perp in every arm of the interferometer with the Dove prism. The six degrees of freedom of BA correspond to these two orthogonal modes in each of the arms C , A , and B . The location L_2 corresponds to C , L_3 corresponds to A , and L_4 corresponds to B . Furthermore, location L_1 corresponds to E and L_5 corresponds to F , see Fig. 1c. The role of the Dove prism is played by the phase shifter η . In the VT experiment the signal is the difference between counts in the upper and lower parts of the spatial detector which correspond to different output ports of the BA experiment. In the BA experiment, instead, the detector is placed only in one output port. This change in postselection slightly changes the situation, but the essential features of the experiments remain the same. In the BA experiment, as in the VT case, the signal from L_1 is of the order of the signals from L_2 , L_3 , and L_4 where the photons have been, not because the photons were at L_1 , but because the setup is much more sensitive to the interaction at L_1 . The photons “lied” that they were at L_1 . All statements, S-A, S-B and S-C, are oversimplified and need clarifications, but it is S-C which leads BA to the wrong conclusion.

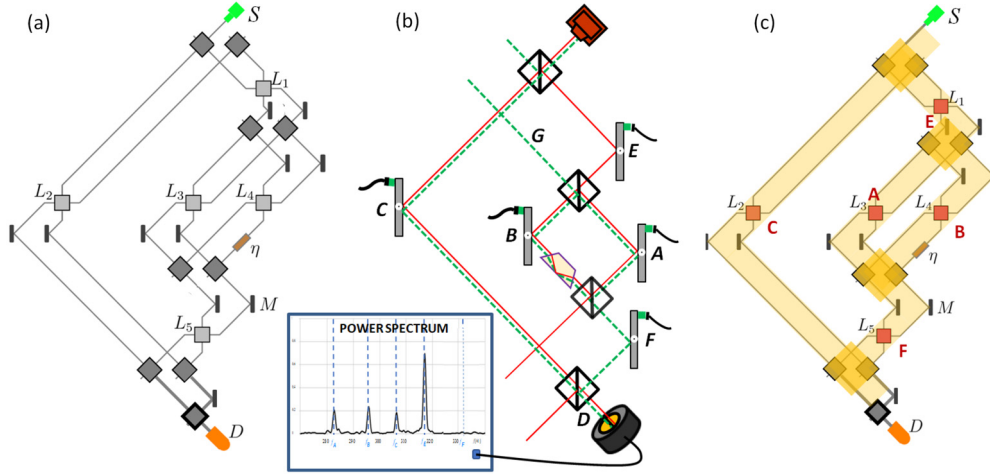


Fig. 1. The BA and Dove prism interferometers. (a) The BA interferometer (based on Fig. 1 of [5]). Six-port interferometer with single photons sent from source S and detected in detector D . The dark square boxes are the beamsplitters, the light boxes (L_i) are the time dependent beamsplitters with transmission coefficients $\sin(\epsilon \cos \omega_i t)$ and the long dark rectangle are the mirrors. (b) Nested Mach-Zehnder interferometer with a Dove prism in arm B (based on Fig. 2 of [13]). The region of the overlap of the forward (continuous red) and the backward (dashed green) evolving states is where the photons are present according to WTA, but the predicted results of the experiment include a strong signal from mirror E , where detected photons were not supposed to be. (c) Analogy between the BA and the Dove prism interferometers. The thick yellow lines represent arms of the Dove prism interferometer with two modes: the undisturbed Gaussian mode and the orthogonal mode. These modes correspond to the pair of channels of the BA interferometer. The arms A, B, C, E, F of the Dove prism interferometer correspond to L_3, L_4, L_2, L_1, L_5 of the BA interferometer. The phase shifter η in BA setup corresponds to the Dove prism and shifts the phase by π . The detector of the BA interferometer corresponds to the upper part of the dual cell detector in the Dove prism experiment.

4. Theoretical analysis of Bhati-Arvind experiment

4.1. Criteria for presence of pre- and postselected photons

In the formal criterion S-A the condition of the weak value being 0 is fulfilled only in the case of zero interaction. BA themselves provide a nonvanishing expression for the weak value in the first row of their Eq. (10). The value is of first order in ϵ , which they correctly argue can be disregarded. Note also that S-A, as stated, is applicable only when other degrees of freedom are not involved. In the general case, the projection operator $\mathbf{P}_x (= \Pi_x)$ in S-A should be replaced by any local operator \mathbf{OP}_x , see Sec. VI of [4]. In fact, the projection which BA consider, $\Pi_3^W(t_2)$, is not a projection on L_1 , but on one channel in L_1 . However, in their experiment the weak value of any local operator \mathbf{OP}_{L_1} is indeed not more than of first order in ϵ , so, according to the WTA, the particle was not present at L_1 .

When formulating the operational criterion S-B it is crucial to specify the magnitude of the weak trace. The weak trace manifests the presence of the particle if and only if it is of the same order as the trace that a well localised particle at this location would leave [4]. The weak value of local variables at L_1 is of order ϵ , and since the weak coupling considered by BA is also of order ϵ , the resulting weak trace is of order ϵ^2 , much smaller than the weak trace of a localised particle at L_1 , which is of order ϵ . Again, the particle is not present at L_1 according to the WTA, confirming the consistency of S-A and S-B.

BA claim that contrary to S-A and S-B the criterion S-C seems to indicate presence at L_1 since the frequency ω_1 is present in the signal. Indeed, if S-C is understood as a binary criterion, i.e. a particle can either be present or not, then S-C is in contradiction with the other two. There are general arguments against a binary concept of presence, e.g. it would assign full presence to locations where only a vanishing tail of a quantum wave of a particle was present. Since in most formal descriptions wave functions of quantum particles are extended to infinity this would make it impossible to consider particle presence at all. In fact, in their paper BA themselves perform a quantitative analysis of the information carried by photons, which goes beyond a binary approach. So, the question is not just whether any information about a particular location is carried by the particle, but crucially about the amount of carried information. The information might get changed along the further evolution of the particle, and this has to be taken into account when quantifying the amount of information at detection. To this end we propose to consider the information carried by a particle in the same setup which is additionally conditioned to be fully localized at L_1 . Then, it is natural to consider the particle to be present at L_1 if it gained information about L_1 comparable to the information gained by a particle well localized at this place. Note, that even if the particle has no presence at a certain location according to this definition, it still might have “secondary presence” [15] there, gaining information about this location in lower order.

There is no generally accepted measure for the amount of information carried by a photon in BA type experiment. In such experiments we obtain information not from a single photon but from an ensemble. A large number of identical pre- and postselected photons provides reliable (but usually never certain) information about a local parameter. We define the amount of information \mathcal{I} carried by each photon in that experiment as

$$\mathcal{I} \equiv 1/N_{\min} \quad (1)$$

where N_{\min} is the minimal number of pre- and postselected photons required to obtain local information with a predefined precision. This is a somewhat arbitrary definition which is not easy to apply, mostly due to the difficulty of finding the optimal strategy of information extraction from the photon. However, for our comparative analysis of different situations there are natural efficient strategies for extracting information, so our definition provides a sufficiently good estimate of the amount of information carried by photons in the discussed

experiments. We will show that the information about the disturbance at L_1 carried by photons in the experiment of BA is significantly smaller than for photons fully localized at L_1 and disturbed in the same way.

4.2. Comparison of the information carried by the photons in Bhati-Arvind experiment and by localized photons

The method of BA for obtaining information is measuring the number of photons detected by D at different time windows. They derive the probability of detection of the photon sent at time t (their Eq. (8)) as

$$P^{BA} \approx \frac{1}{18} [1 + 2\epsilon(2 \cos \omega_1 t - \cos \omega_2 t + \cos \omega_3 t + \cos \omega_4 t)]. \quad (2)$$

The external parameter present only at L_1 is the frequency of the modulation ω_1 , so the amount of information about ω_1 carried by the postselected photon can quantify its presence at L_1 . The amount of the information should be compared with the case of a photon fully localised at L_1 which undergoes the same local interaction. There are two channels at L_1 , so presence at L_1 does not specify fully the state of the photon. To ensure the state of the photon at L_1 to be as it is in the BA experiment we consider the BA setup with the addition of a nondemolition measurement of the presence of the particle in L_1 and take into account only the cases in which, in addition to the pre- and postselection of the original protocol (input in port S and detection by D), the nondemolition measurement finds the particle at L_1 . Nondemolition measurement means here a standard von Neumann measurement of the projection operator of the photon on the location L_1 . If the photon is in an eigenstate of this operator, we will know the eigenvalue and in both cases the quantum state of the photon will not be changed. As the photon is not destroyed, in a recent implementation of such a measurement [14] it was named “nondestructive measurement”. In this case the probability of detection in D , conditional on successful localisation at L_1 , is

$$P^{L_1} \approx \frac{1}{12} \epsilon^2 (2 \cos(\omega_1 t) + \cos(\omega_3 t) + \cos(\omega_4 t))^2. \quad (3)$$

To apply condition S-C, the quantity of interest is the amount of information carried by the pre- and postselected photons, i.e. the information content per detected photon. In the case of the BA experiment, the expression (2) for the probability of detection in D includes a constant term which is not present in the expression (3) for photons localized at L_1 . This constant term carries no information about any of the frequencies ω_i and is larger than the information carrier terms by a significant factor of order $1/\epsilon$. Therefore, we should expect that we will need to detect many more pre- and postselected photons in the original BA setup to gain the same information about ω_1 than in the modified BA setup with localized photons. This implies that the amount of information about ω_1 per postselected photon is clearly smaller in the unmodified BA setup. Note, that a small overall factor in the probability of postselection (3), which is independent of the parameters ω_i , does not matter when quantifying information for postselected photons.

Disregarding the difference in the number of postselected photons between their experiment and the experiment with photons localized at L_1 is apparently the main reason for the mistaken conclusion of BA. Performing that comparison correctly shows that the presence of photons at L_1 is indeed being suppressed as claimed. It seems that they also missed a statistical fluctuation term of the order of $\sqrt{N_s}$ in Eq. (9) (where N_s is the number of incoming particles per time window), so their requirement to see the signal, $\epsilon N_s \gg 1$, has to be modified to $\epsilon \sqrt{N_s} \gg 1$. However, even if this requirement is not fulfilled, we can estimate ω_1 by increasing the duration of the experiment.

4.3. Anomalous presence of a pre- and postselected particle

We want to mention an apparent inconsistency of our argument in the case of photons localized at L_1 described by Eq. (3). Our explanation was that in the BA experiment the sensitivity for the interaction at L_1 is much higher than for interactions at L_3 and L_4 but the formula shows that the signal regarding these locations is of the same strength, if the particle is localized at L_1 . The reason for this is, however, that in this case the presence of the photon at L_1 is 1, while it is much larger at L_3 and L_4 , since the weak values of projections on the arms of a two-path interferometer are strongly amplified for photons detected at the dark port, see [10]. The presence at L_5 is also 1 but the sensitivity is not increased and thus the signal with information about ω_5 appears only in the next order of ϵ . It is contained in the next term omitted in (3)

$$\frac{\epsilon^3}{12} (2 \cos \omega_1 t + \cos \omega_3 t + \cos \omega_4 t)^2 (\cos \omega_3 t - \cos \omega_4 t + 2 \cos \omega_5 t). \quad (4)$$

Both in the BA experiment and in the experiment with localization at L_1 there is an anomalous sensitivity to the disturbance at L_1 and not to the disturbance at L_4 . Nevertheless, in each of the experiments comparable amounts of information about the locations L_1 and L_4 are carried by photons. The explanations for these similar signals, however, are different. In the BA case, the increased sensitivity at L_1 is countered by the tiny presence at L_1 , while for photons localised at L_1 , it is balanced by the anomalously large presence at L_4 . This anomalous presence at L_4 does not occur in the BA experiment without localization at L_1 .

5. Numerical simulation of Bhati-Arvind experiment

5.1. Simulation procedure

While the qualitative analysis above strongly implies our conclusion about the significant difference in the amount of information per particle, it is non-trivial to derive an exact analytical expression for the difference due to the different forms of the two probability functions (2) and (3). In the following we demonstrate this difference by performing a computer simulation of the experiment and applying a reasonable method which extracts information about ω_1 from simulated experimental data.

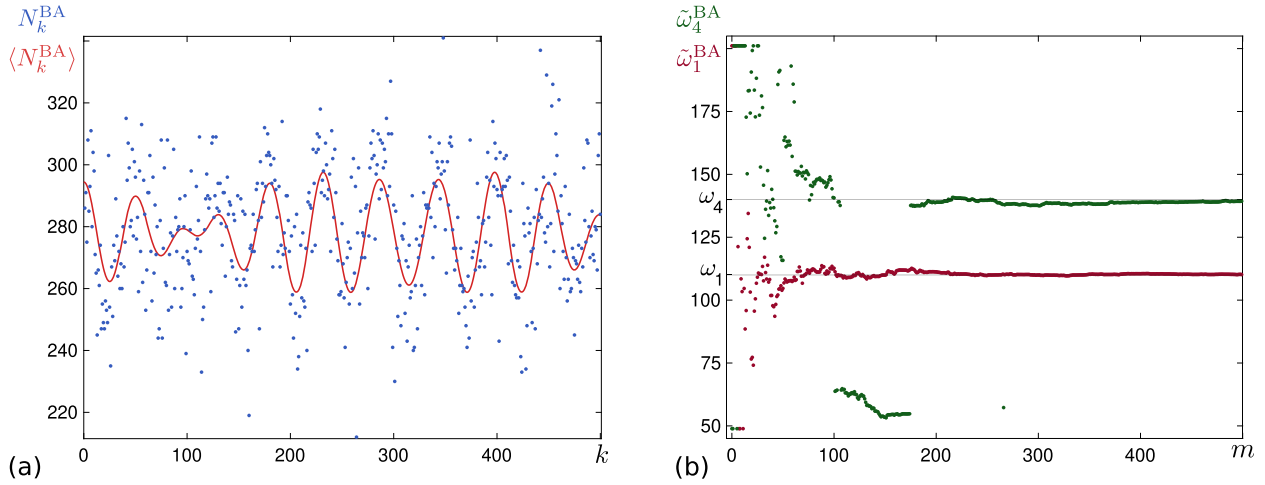


Fig. 2. Estimation of the frequency of the modulation in BA experiment. (a) The points provide the numbers of detected photons N_k^{BA} in every time window k generated by a computer simulation (implemented in MATLAB) of sending N_s photons with detection probability (5). The continuous line is the theoretical expectation value $\langle N_k^{BA} \rangle$. (b) The datapoints represent the results of the estimation algorithm for the frequencies based on the simulation data if only the first m time windows are taken into account. The red points show the case of estimation of ω_1 (with all other parameters known), and the green points the estimation of ω_4 (with all other parameters known). The two horizontal lines mark the actual frequencies ω_1 and ω_4 employed in the simulation. Much better convergence of the estimation of ω_1 than estimation of ω_4 is expected due to the factor 2 between terms $\cos\omega_1 t$ and $\cos\omega_4 t$ in (2).

Following BA we approximate the probability P_k^{BA} for a photon sent in time window k to reach the detector D by the expression

$$P_k^{BA} = \frac{1}{18} + \frac{\epsilon}{9} \left[2 \cos\{\omega_1(k - \frac{1}{2})T_s\} - \cos\{\omega_2(k - \frac{1}{2})T_s\} + \cos\{\omega_3(k - \frac{1}{2})T_s\} + \cos\{\omega_4(k - \frac{1}{2})T_s\} \right], \quad (5)$$

where we choose interaction strength ϵ , timestep T_s , frequencies ω_i , and number of preselected photons per timestep N_s as

$$\epsilon = 10^{-2}, \quad T_s = 10^{-3} \text{ s}, \quad \omega_i = (100 + 10i) \text{ s}^{-1}, \quad N_s = 5000. \quad (6)$$

According to our understanding this choice of parameters fits the BA proposal. The computer uses a random generator to simulate sending N_s photons for each time window $k = 1, 2, \dots, 500$ creating a series of numbers of postselected photons N_k^{BA} . The results are presented in Fig. 2a together with the theoretical expectation value $\langle N_k^{BA} \rangle = N_s P_k^{BA}$.

The probability to obtain a particular series of postselected photon numbers for the first m time windows, $\{N_1^{BA}, N_2^{BA}, \dots, N_m^{BA}\}$, is

$$\text{prob}[\{N_1^{BA}, N_2^{BA}, \dots, N_m^{BA}\}] = \prod_{k=1}^m \binom{N_s}{N_k^{BA}} (P_k^{BA})^{N_k^{BA}} (1 - P_k^{BA})^{N_s - N_k^{BA}}. \quad (7)$$

To evaluate the information which is gained from the dataset $\{N_1^{BA}, N_2^{BA}, \dots, N_m^{BA}\}$, we vary the parameter ω_1 to numerically maximize the probability (7) in order to obtain an estimate $\tilde{\omega}_1^{BA}$ and compare it to the actual value ω_1 . We use a constrained optimization with $\tilde{\omega}_1^{BA} \in [48, 202] \text{ s}^{-1}$. The actual frequencies are far from the boundaries of this region, so our constraint does not affect the procedure significantly. This optimization procedure is repeated for each m to produce the sequence of estimated values $\tilde{\omega}_1^{BA}(m)$ shown in Fig. 2b in red dots.

To obtain a benchmark sensitivity for comparison we repeat the simulation with the same parameters for the particles which have been localized at L_1 . The basis for this procedure is the probability function (3) which yields the probability distribution

$$P_k^{L_1} = \frac{\epsilon^2}{12} \left[2 \cos\{\omega_1(k - \frac{1}{2})T_s\} + \cos\{\omega_3(k - \frac{1}{2})T_s\} + \cos\{\omega_4(k - \frac{1}{2})T_s\} \right]^2. \quad (8)$$

The corresponding dataset $\{N_1^{L_1}, N_2^{L_1}, \dots, N_{500}^{L_1}\}$ together with the theoretical mean $\langle N_k^{L_1} \rangle = N_s P_k^{L_1}$ are presented in Fig. 3a. The estimated values $\tilde{\omega}_1^{L_1}(m)$ are shown in Fig. 3b.

5.2. Hyper-sensitivity at location L_1

Since the frequencies marking the various locations in the experiment differ in steps of 10 s^{-1} we obtain sufficient information about the corresponding frequency if the deviation is of order 1 s^{-1} . Thus, observing the values $\tilde{\omega}_1$ in Fig. 2b, we estimate that in the experiment by BA ω_1 is recovered for $m \approx 80$, i.e. after at least about 80 detection time steps have been taken into account. The same analysis based on Fig. 3b yields that for the particle localized at L_1 roughly $m \approx 200$ time steps are required for a reliable estimation of ω_1 . This corresponds to a huge difference in the number of postselected photons N_{post} needed in the two cases

$$N_{\text{post}}^{BA} = \sum_{k=1}^{80} N_k^{BA} \approx 22000, \quad N_{\text{post}}^{L_1} = \sum_{k=1}^{200} N_k^{L_1} \approx 25. \quad (9)$$

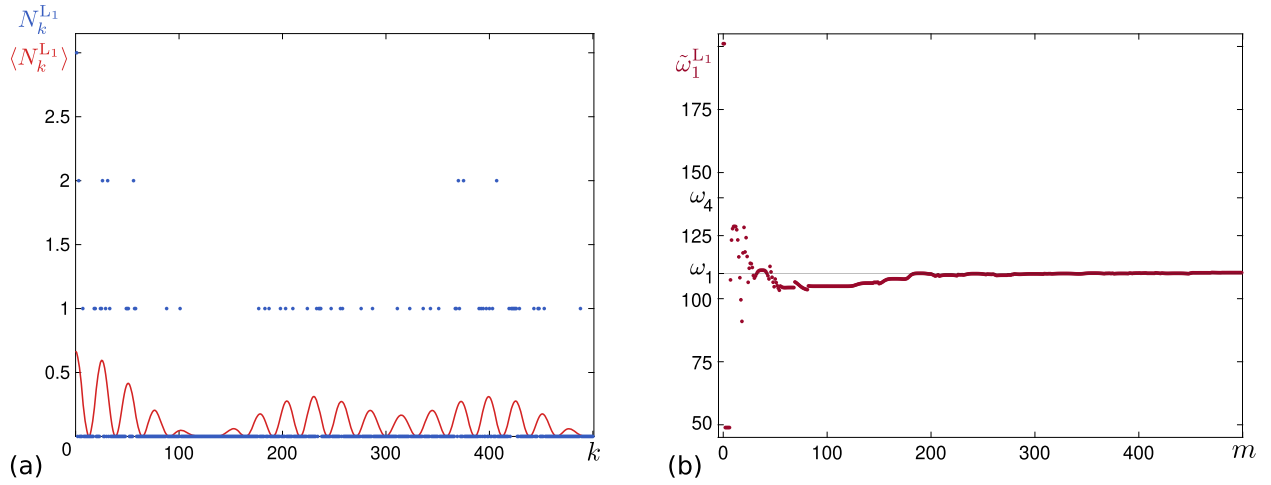


Fig. 3. Estimation of the frequency of the modulation at L_1 based on photons passing through L_1 . (a) The points provide the numbers of detected photons $N_k^{L_1}$ in every time window k conditioned on their localisation at L_1 generated by a computer simulation of sending N_s photons with detection probability (8). The continuous line is the theoretical expectation value $\langle N_k^{L_1} \rangle$. (b) The datapoints represent the results of the estimation algorithm for the frequency ω_1 (with all other parameters known).

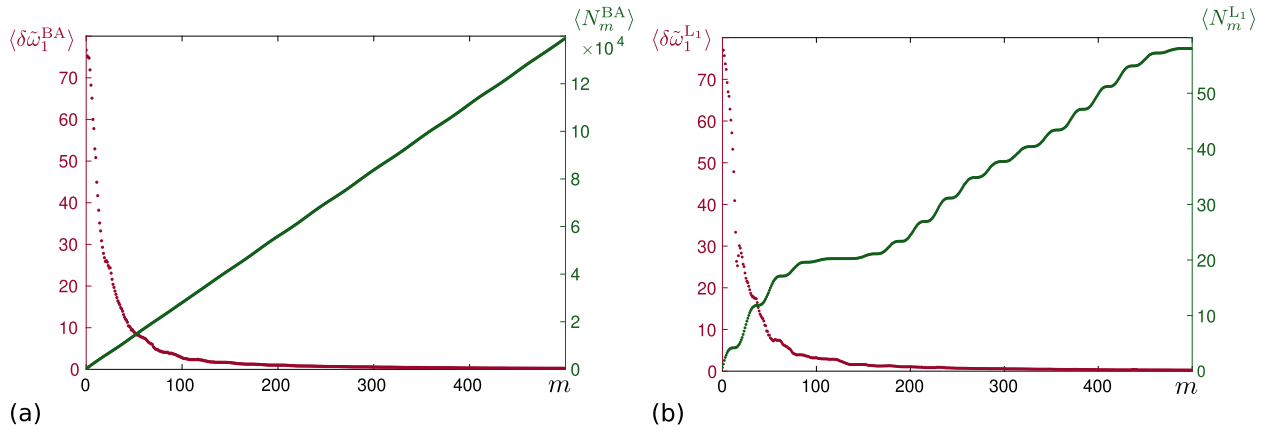


Fig. 4. Average deviation in estimation of ω_1 in 500 runs of simulations. (a) Estimation of ω_1 in BA experiment. (b) Estimation of ω_1 in BA setup, conditioned on the nondemolition detection of the photon at L_1 . $\langle N_m^{BA} \rangle$ and $\langle N_m^{L_1} \rangle$ are the average of total number of postselected photons after m steps. Note the difference in the scales for $\langle N_m^{BA} \rangle$ and $\langle N_m^{L_1} \rangle$.

To obtain similar information about L_1 in the setup of BA the required number of photons was larger by a factor of about 1000 relative to the case where the photons actually were localized at L_1 .

To ensure that our results are not accidental we repeated the simulation 500 times and plotted the average of the deviation in the estimation $\delta\tilde{\omega} \equiv |\tilde{\omega} - \omega|$ and the average number of postselected photons as a function of m for the two cases, see Fig. 4. We see from the graphs that in order to get the same precision of estimation in the BA method and in the case of photons present at L_1 , the ratio of the numbers of postselected photons is even larger than 1000.

The experimental simulation shows that the amount of information about L_1 obtained by each particle in the BA experiment is much less than the information that would be obtained by a particle which definitely was at L_1 . In fact, the criterion of gained information tells us that the presence of the photons at L_1 is even smaller than the presence given by the weak value criterion according to which the presence of the photons in the BA setup is of the order $(\mathbf{P}_{L_1})_w \approx \epsilon = 10^{-2}$.

The BA experiment does not show correctly the weak trace of the particle at L_1 because the information recorded on the photon of the “leaked” channel (in the terminology of BA), does not reach the detector undisturbed due to the presence of the phase shifter η . It does properly show the photon presence at L_2 , L_3 , and L_4 (and its absence at L_5) because there is only one (two-mode) path from every one of these locations and even if the phase is shifted, the signal is not distorted. As we will show below for the example of L_4 , the information gain about these regions is not especially sensitive and of the same order as the information gain from the photon localized in these regions.

5.3. Absence of hyper-sensitivity at location L_4

We analyze the signal for the presence of the photon at L_4 in the BA experiment using the same dataset of postselected particles in Fig. 2a. Performing the same estimation procedure as before, but treating all ω_i for $i \neq 4$ as known, yields the plot for $\tilde{\omega}_4^{BA}(m)$ shown in Fig. 2b (green points).

For comparison, adding a nondemolition measurement of the presence of the particle at L_4 yields the conditional probability of detection in D

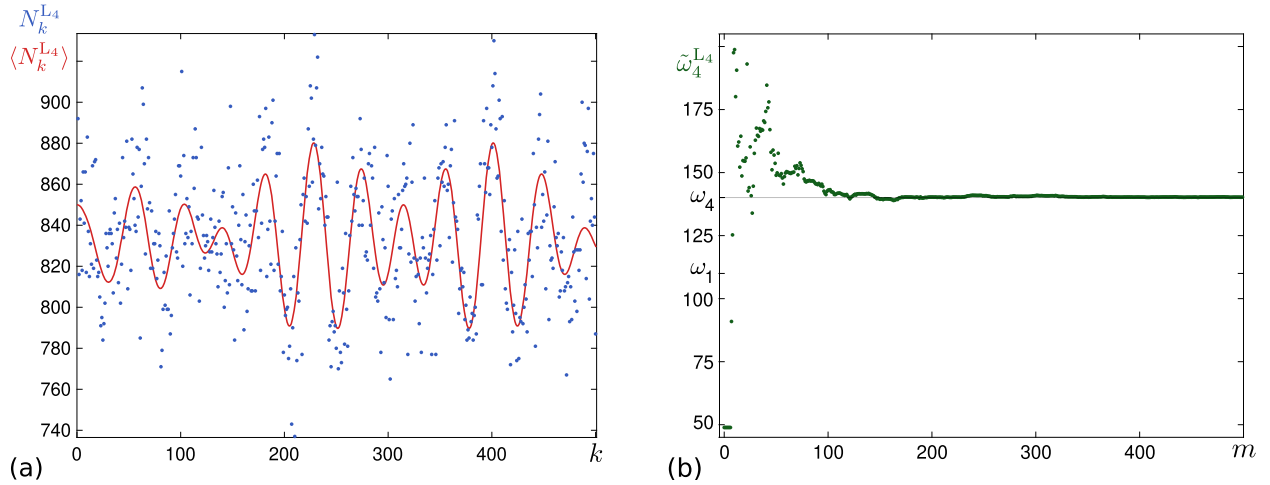


Fig. 5. Estimation of the frequency of the modulation at L_4 based on photons passing through L_4 . (a) The points provide the numbers of detected photons $N_k^{L_4}$ in every time window k conditioned on their localization at L_4 generated by a computer simulation of sending N_5 photons with detection probability (10). The continuous line is the theoretical expectation value $\langle N_k^{L_4} \rangle$. (b) The results of the estimation algorithm for the frequency ω_4 (with all other parameters known).

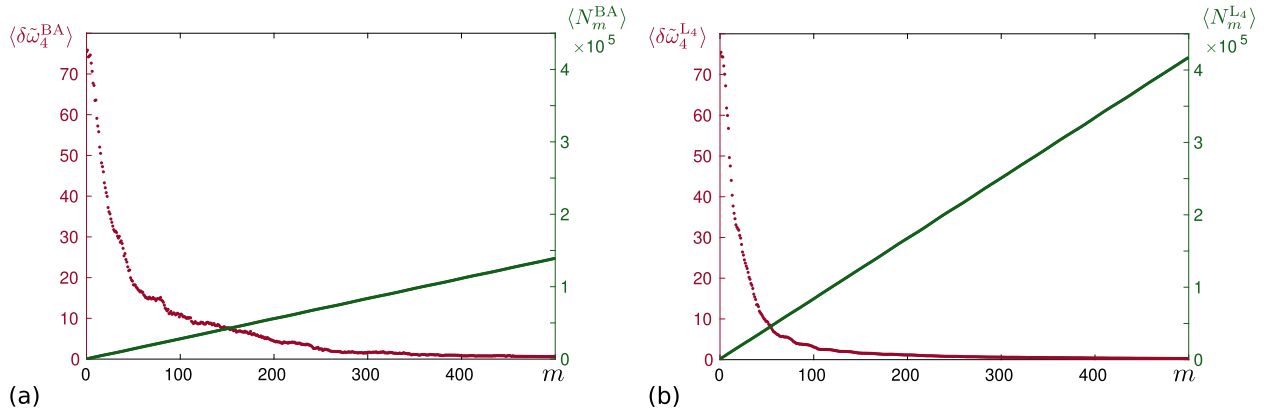


Fig. 6. Average deviation in estimation of ω_4 in 500 runs of simulations. (a) Estimation of ω_4 in BA experiment. (b) Estimation of ω_4 in BA setup, conditioned on non-demolition detecting of the photon at L_4 . $\langle N_m^{BA} \rangle$ and $\langle N_m^{L_4} \rangle$ are the average of total number of postselected photons after m steps.

$$P_k^{L_4} \approx \frac{1}{6} [1 + 2\epsilon(\cos \omega_1 t + \cos \omega_4 t - \cos \omega_5 t)]. \quad (10)$$

Contrary to the case of photons passing through L_1 , a large constant term similar to that in (2) remains present here. Thus, an amplified signal sensitivity, as seen for L_1 , is not expected for L_4 . The generated dataset $\{N_1^{L_4}, N_2^{L_4}, \dots, N_m^{L_4}\}$, conditioned on full localization at L_4 , is shown in Fig. 5a, with estimated values $\tilde{\omega}_4^{L_4}(m)$ shown in Fig. 5b. We estimate from the plot that the fit result for ω_4 starts to converge to the actual value starting from $m \approx 175$. (It is not surprising that we need a longer run than for estimation of ω_1 because of the factor of 2 between the $\cos \omega_1 t$ term and the $\cos \omega_4 t$ term in (2).) In the simulation with photons localized at L_4 we get a good estimate of ω_4 starting from $m \approx 100$. For the estimation of ω_4 there is no order of magnitude difference in the number of postselected photons N_{post} needed in the two cases

$$N_{\text{post}}^{BA} = \sum_{k=1}^{175} N_k^{BA} \approx 50000, \quad N_{\text{post}}^{L_4} = \sum_{k=1}^{100} N_k^{L_4} \approx 80000. \quad (11)$$

We repeated the simulation 500 times also for these two cases and obtained the average of the deviation in the estimation and the average of the number of the postselected photons $N_m \equiv \sum_{k=1}^m N_k$ as function of m , see Fig. 6. The results confirm that we need the same order of magnitude of postselected photons to obtain the same precision of the frequency estimation in the BA experiment relative to the case when the photons were known to be at L_4 by non-demolition measurement. Therefore, we can consider the BA procedure as providing a signal that indicates the presence of the photons at L_4 . Similar conclusions can be made about L_2 and L_3 .

6. Simplified Bhati-Arvind experiment

In our analysis above, following BA, we have considered their interferometric setup with multiple transmission modulators acting simultaneously in several locations. This led to a superposition of the various oscillating signals which made it non-trivial to explicitly calculate the information content with respect to particular local parameters ω_i . For a more clear illustration of the effect in question we now construct a simple modification of the mode of operation of the BA setup, which keeps the core of their method intact but provides a

more direct way to quantify the amount of information about the disturbance carried by the postselected particles. This will demonstrate more clearly our claims about the increased sensitivity to a disturbance at L_1 and the role of the phase shifter η in the BA setup.

The criterion of BA for presence at a particular location is that the postselected photons carry information about the disturbance at this location. The disturbances are simultaneous modulations of transparency of beamsplitters at various locations with different frequencies. In our simplified version of the BA proposal we replace one experiment with modulations of all beamsplitters by several experiments in everyone of which only one beamsplitter is operating while all others are replaced by mirrors. This change allows also another simplification. Instead of the periodic modulation we consider just two time windows, in one of which the constant transmittivity ϵ at a particular beamsplitter is switched on, while in the other time window the beamsplitter is fully reflective. The photons carry information in which time window (out of two) the disturbance occurred.

In the experiment, we choose a location L_i and randomly introduce a constant disturbance ϵ , i.e. add a constant transmittivity, in the first or second time window. We propose the following strategy to extract information about the timing of the disturbance, from the distribution of detected photons between the two time windows, where P_ϵ and P_0 are the probabilities of postselection with and without disturbance respectively. If $P_\epsilon > P_0$, we infer that the disturbance was in the time window with the larger number of postselected photons. Conversely, if $P_\epsilon < P_0$, we infer that the disturbance was in the time window with the smaller number of postselected photons. In the case that the numbers of photons in the two time windows are equal we refrain from any choice. Let P be the bigger probability out of P_ϵ , P_0 , and p the smaller probability. Then the probability of an error, i.e. the probability of the failure to provide the correct inference of the window with disturbance, is the probability that we will get smaller or equal than half of the postselected photons in the window with higher probability of postselection

$$\text{prob(error)} = \sum_{N_p=0}^{\lfloor N/2 \rfloor} \binom{N}{N_p} \left(\frac{P}{P+p} \right)^{N_p} \left(\frac{p}{P+p} \right)^{N-N_p}, \quad (12)$$

where N_p is the number of postselected photons in the time window with probability of postselection P and the sum goes over integers from 0 to floor $N/2$. Now we can apply our definition (1) where the local information is whether the disturbance happens in the first or the second time window. We choose 1% as the predefined error threshold of the probability of a correct inference which corresponds to the precision of the obtained information.

In our simplified version of the BA experiment in the window without disturbance the probability of detection is $P_0^{BA} = \frac{1}{18}$. In the time window with the disturbance at one of the beamsplitters L_i the detection probability is given by the following expressions

$$P_{L_1}^{BA} \cong \frac{1}{18}(1+4\epsilon), \quad P_{L_2}^{BA} \cong \frac{1}{18}(1-2\epsilon), \quad P_{L_3}^{BA} \cong \frac{1}{18}(1+2\epsilon), \quad P_{L_4}^{BA} \cong \frac{1}{18}(1+2\epsilon), \quad P_{L_5}^{BA} = \frac{1}{18}. \quad (13)$$

These relations, replacing (2) of the original BA method, allegedly show the presence of the particle near L_1 , L_2 , L_3 , and L_4 and absence at L_5 . The signal of the first order of ϵ is present in all cases except of L_5 . Now, applying (1) with (12) and assuming a constant disturbance $\epsilon = 10^{-2}$, we calculate the amount of information $\mathcal{I}_{L_i}^{BA}$ carried by photons with disturbances at various locations as shown in the first row of Table 1.

Although we introduce a transmission amplitude of the same value ϵ at every beamsplitter L_i , as already argued above it would be a mistake to assume that in general the amount of information the postselected photons carry about local disturbances $\mathcal{I}_{L_i}^{BA}$ faithfully characterizes the presence of the particle at the corresponding locations. We have to take into account a possibly different sensitivity of the probability of the detection on the transmission amplitude ϵ introduced at different locations L_i . Thus, as already argued in section 4.1, the proper measure of the presence of a particle at a particular location \mathcal{M}_{L_i} is the ratio of information content of the photons obtained in this experiment $\mathcal{I}_{L_i}^{BA}$ and the information content of photons which actually passed this location $\mathcal{I}_{L_i}^{L_i}$ (the superscript describes where photon comes from, the subscript where the disturbance takes place)

$$\mathcal{M}_{L_i}^{BA} = \mathcal{I}_{L_i}^{BA} / \mathcal{I}_{L_i}^{L_i}. \quad (14)$$

As in Section 5 we consider localized photons by additionally conditioning on successful non-demolition measurements at the respective locations L_i . Given that the photon was found at L_i , when there is no disturbance (all devices L_i reflect 100%), the conditional probabilities of detection by detector D are

$$P_0^{L_1} = 0, \quad P_0^{L_2} = \frac{1}{6}, \quad P_0^{L_3} = \frac{1}{6}, \quad P_0^{L_4} = \frac{1}{6}, \quad P_0^{L_5} = \frac{1}{3}. \quad (15)$$

Note that contrary to the original setup of BA, in our simplified version without disturbances at other locations the photons cannot be found at L_5 , so the meaning of “the photon found at L_5 ” is instead that the photon was placed in the main (upper) channel of L_5 .

The probabilities of detection of photons conditioned to be at a particular L_i with transmission amplitude ϵ at the same location are

$$P_{L_1}^{L_1} \cong \frac{1}{3}\epsilon^2, \quad P_{L_2}^{L_2} \cong \frac{1}{6}(1-2\epsilon), \quad P_{L_3}^{L_3} \cong \frac{1}{6}(1-2\epsilon), \quad P_{L_4}^{L_4} \cong \frac{1}{6}(1+2\epsilon), \quad P_{L_5}^{L_5} \cong \frac{1}{3}(1-2\epsilon). \quad (16)$$

We see that local disturbances ϵ introduced at locations L_2 , L_3 , L_4 , L_5 cause identical changes in the probability of postselection while the same local disturbance at L_1 has a very different effect. The amount of information carried by postselected photons localized at the different locations characterizes their sensitivity to disturbances and is shown in the second row of Table 1. Now, we can use (14) to provide a quantitative characterisation of the magnitude of the presence of the photons at various locations, shown in the third row of Table 1.

These results qualitatively agree with the WTA, e.g. as calculated in [5]. The presence characterized by the relative amount of information about a local disturbance $\mathcal{M}_{L_i}^{BA}$, describes, of course, only the magnitude of the presence and not the modification of the effective

Table 1

Amount of carried information and measure of presence. $\mathcal{I}_{L_i}^{BA}$ represent the amount of information carried by the postselected photon in the BA experiment, $\mathcal{I}_{L_i}^{L_i}$ the amount for photons coming from location L_i . $\mathcal{M}_{L_i}^{BA}$ is the measure of presence of a photon in the BA experiment. $\mathcal{I}_{L_i}^{BA'}$, $\mathcal{I}_{L_i}^{L_i}$ and $\mathcal{M}_{L_i}^{BA'}$ stand for the same quantities in the BA experiment without the phase shifter η .

| | L_1 | L_2 | L_3 | L_4 | L_5 |
|---------------------------|----------------------|----------------------|----------------------|----------------------|----------------------|
| $\mathcal{I}_{L_1}^{BA}$ | $7.06 \cdot 10^{-5}$ | $1.88 \cdot 10^{-5}$ | $1.81 \cdot 10^{-5}$ | $1.81 \cdot 10^{-5}$ | 0 |
| $\mathcal{I}_{L_1}^{L_1}$ | 1 | $1.88 \cdot 10^{-5}$ | $1.88 \cdot 10^{-5}$ | $1.81 \cdot 10^{-5}$ | $1.88 \cdot 10^{-5}$ |
| $\mathcal{M}_{L_1}^{BA}$ | $7.06 \cdot 10^{-5}$ | 1 | 0.96 | 1 | 0 |
| $\mathcal{I}_{L_1}^{BA'}$ | 0 | $1.88 \cdot 10^{-5}$ | $1.81 \cdot 10^{-5}$ | $1.88 \cdot 10^{-5}$ | 0 |
| $\mathcal{I}_{L_1}^{L_1}$ | $1.88 \cdot 10^{-5}$ | $1.88 \cdot 10^{-5}$ | $1.88 \cdot 10^{-5}$ | $1.88 \cdot 10^{-5}$ | $1.88 \cdot 10^{-5}$ |
| $\mathcal{M}_{L_1}^{BA'}$ | 0 | 1 | 0.96 | 1 | 0 |

weak local interactions specified by (in general) complex numbers representing the weak values [10]. What is shown clearly in this simplified version of the BA experiment is the anomalous sensitivity for a disturbance at L_1 which explains how the photons are “lying” about their presence there.

To reveal the source of increased sensitivity it is instructive to consider the amount of information carried by the pre- and postselected photons in our simplified experiment when the π phase shifter η is removed, signified as BA' (in the original setup of BA, removing the phase shifter removes the term $\frac{2}{3}\epsilon \cos \omega_1 t$ from (2)). In this case the probabilities are given by

$$P_{L_1}^{BA'} = \frac{1}{18}, \quad P_{L_2}^{BA'} \cong \frac{1}{18}(1 - 2\epsilon), \quad P_{L_3}^{BA'} \cong \frac{1}{18}(1 + 2\epsilon), \quad P_{L_4}^{BA'} \cong \frac{1}{18}(1 - 2\epsilon), \quad P_{L_5}^{BA'} = \frac{1}{18}, \quad (17)$$

while the probability without disturbance stays $P_0^{BA'} = \frac{1}{18}$. The corresponding amount of information $\mathcal{I}_{L_1}^{BA'}$ is shown in the fourth row of Table 1. Note, that the amount of information 0 in the case of $\mathcal{I}_{L_1}^{L_1}$ comes from the fact that in this case the probability of error (12) is never less than 1% and thus no N_{\min} exists for which criterion (1) is satisfied.

Again, to obtain a faithful measure of presence, we need to compare this to the amount of information provided by photons which had actually been at these locations. There is a difficulty here: photons located at L_1 have zero probability to be postselected, such that no $\mathcal{I}_{L_1}^{L_1}$ can be calculated. To overcome this difficulty, we can introduce a tiny imbalance δ in the inner interferometer. Assuming δ much smaller than ϵ and all other parameters of the problem, the effect of the imbalance δ is significant only when the probability of postselection has been zero before. The probabilities of detection of photons conditioned to be at a particular L_i with transmission amplitude ϵ and imbalance δ are

$$P_{L_1}^{L_1'} \cong \frac{1}{3}\delta(1 - 2\epsilon), \quad P_{L_2}^{L_2'} \cong \frac{1}{6}(1 - 2\epsilon), \quad P_{L_3}^{L_3'} \cong \frac{1}{6}(1 - 2\epsilon), \quad P_{L_4}^{L_4'} \cong \frac{1}{6}(1 - 2\epsilon), \quad P_{L_5}^{L_5'} \cong \frac{1}{3}(1 - 2\epsilon). \quad (18)$$

In the time window with no disturbance the probabilities are

$$P_0^{L_1'} = \frac{\delta}{3}, \quad P_0^{L_2'} = \frac{1}{6}, \quad P_0^{L_3'} = \frac{1}{6}, \quad P_0^{L_4'} = \frac{1}{6}, \quad P_0^{L_5'} = \frac{1}{3}. \quad (19)$$

The resulting amount of information $\mathcal{I}_{L_1}^{L_1'}$, with $\epsilon = 10^{-2}$ and $\delta \rightarrow 0$, is presented in the fifth row of Table 1. Since it was obtained in the limit $\delta \rightarrow 0$, it can be considered together with $\mathcal{I}_{L_1}^{BA'}$, which was calculated for $\delta = 0$. (Also for the calculation of $\mathcal{I}_{L_1}^{BA'}$ the same approach with a small δ is possible and yields the same results.) Thus, we can calculate the quantitative measures of presence $\mathcal{M}_{L_i}^{BA'}$ at L_i as shown in the sixth row of Table 1.

The BA experiment without the phase shifter is equivalent to the original nested interferometer experiment [6]. The experiment correctly shows the presence of the particle near L_2 , L_3 , and L_4 ($\mathcal{M}_{L_i}^{BA'} \approx 1$) and no presence at L_1 and L_5 ($\mathcal{M}_{L_i}^{BA'} = 0$). In this case the same information also can be read off from the signal which is proportional to $\mathcal{I}_{L_i}^{BA'}$, so the photons are not “lying” in this experiment.

7. Conclusions

BA by and large correctly describe the presence of photons inside their interferometer according to WTA, i.e. proper versions of S-A and S-B. The weak value of the presence at L_1 is of order ϵ , while it is of order 1 at L_2 , L_3 , and L_4 . The apparent contradiction between the presence of information about the frequency of the modulation at L_1 of detected photons which, according to weak value criterion, have not been there, is resolved by analysing the quantitative details. Vaidman’s definition of the presence of a particle at a particular location is that the local trace it leaves is of the order of the trace a localised particle would leave there. The definition of the presence according to the information gain about local properties (S-C) also must be quantitative. We have shown that the information gain about location L_1 of a photon which actually passed through L_1 , i.e. was detected by an additional non-demolition measurement in the BA setup, is much larger than the information gain of the photon in the original BA experiment, and thus we are not forced to conclude that the photons in the BA experiment have been at L_1 . The nonvanishing signal from the modulation at L_1 is explained by the nonvanishing presence there. However, this presence is not of order 1 which would correspond to Vaidman’s definition of presence [4], but is a “secondary presence” [15].

The photons of the BA experiment provide a similar amount of information about the frequencies of the modulations at L_1 , L_2 , L_3 , and L_4 . This information tells us correctly that the photons were at L_2 , L_3 , and L_4 . However, the photons lie about their presence at L_1 , which is negligibly small according to the WTA: the strong signal is explained by the interference effect leading to a large amplification of the

sensitivity to a particular interaction taking place at L_1 . The weak values in the BA experiment represent faithfully the past of the particle as it is defined by Vaidman in [4].

In the BA method the measurable criterion for presence is the amount of information the postselected photons carry about some disturbance at a particular location. Obviously, the strength of the local disturbance is relevant but it is not the only factor. One has to consider the efficiency of the transfer of the information about the disturbance to the photons detected in the relevant output port. In the BA setup the disturbance created at L_1 is transferred to the postselected photons in an anomalously strong way. One way to explain this is that only the disturbed part is postselected because the undisturbed part of the photon state interferes destructively toward the output port. BA did not consider this in their analysis and made it possible for the postselected photons to lie about where they have been.

CRediT authorship contribution statement

Gregory Reznik: Methodology, Investigation, Formal analysis. **Carlotta Versmold:** Software, Methodology, Investigation. **Jan Dziewior:** Software, Methodology, Investigation. **Florian Huber:** Software, Methodology, Investigation. **Shrobona Bagchi:** Methodology, Investigation. **Harald Weinfurter:** Investigation, Conceptualization. **Justin Dressel:** Methodology, Investigation, Conceptualization. **Lev Vaidman:** Methodology, Investigation, Formal analysis, Conceptualization.

Declaration of competing interest

The authors declare that they have no known competing financial interests or personal relationships that could have appeared to influence the work reported in this paper.

Data availability

No data was used for the research described in the article.

Acknowledgements

This work has been supported in part by the National Science Foundation Grant No. 1915015 and the U.S.-Israel Binational Science Foundation Grant No. 735/18 and by the Israel Science Foundation Grant No. 2064/19. Furthermore, we want to acknowledge support by the DFG both under the project Beethoven 2 No. WE2541/7-1 and under Germany's Excellence Strategy EXC-2111 390814868.

References

- [1] Y. Aharonov, P. Bergmann, J. Lebowitz, Time symmetry in the quantum process of measurement, *Phys. Rev.* 134 (1964) B1410.
- [2] Y. Aharonov, L. Vaidman, Properties of a quantum system during the time interval between two measurements, *Phys. Rev. A* 41 (1990) 11.
- [3] Y. Aharonov, L. Vaidman, Complete description of a quantum system at a given time, *J. Phys. A, Math. Gen.* 24 (1991) 2315.
- [4] L. Vaidman, Past of a quantum particle, *Phys. Rev. A* 87 (2013) 052104.
- [5] R.S. Bhati, Arvind, Do weak values capture the complete truth about the past of a quantum particle?, *Phys. Lett. A* 429 (2022) 127955.
- [6] A. Danan, D. Farfurnik, S. Bar-Ad, L. Vaidman, Asking photons where they have been, *Phys. Rev. Lett.* 111 (2013) 240402.
- [7] M.A. Alonso, A.N. Jordan, Can a dove prism change the past of a single photon?, *Quant. Stud.: Mat. Found.* 2 (2015) 255.
- [8] O. Hosten, P. Kwiat, Observation of the spin Hall effect of light via weak measurements, *Science* 319 (2008) 787.
- [9] P.B. Dixon, D.J. Starling, A.N. Jordan, J.C. Howell, Ultrasensitive beam deflection measurement via interferometric weak value amplification, *Phys. Rev. Lett.* 102 (2009) 173601.
- [10] J. Dziewior, L. Knips, D. Farfurnik, K. Senkalla, N. Benshalom, J. Efroni, J. Meinecke, S. Bar-Ad, H. Weinfurter, L. Vaidman, Universality of local weak interactions and its application for interferometric alignment, *Proc. Natl. Acad. Sci. USA* 116 (2019) 2881.
- [11] J.P. Groen, D. Ristè, L. Tornberg, J. Cramer, P.C. de Groot, T. Picot, G. Johansson, L. DiCarlo, Partial-measurement back-action and non-classical weak values in a superconducting circuit, *Phys. Rev. Lett.* 111 (2013) 090506.
- [12] M. Hallaji, A. Feizpour, G. Dmochowski, J. Sinclair, A.M. Steinberg, Weak-value amplification of the nonlinear effect of a single photon, *Nat. Phys.* 13 (2017) 540.
- [13] L. Vaidman, I. Tsutsui, When photons are lying about where they have been, *Entropy* 20 (2018) 538.
- [14] A. Reiserer, S. Ritter, G. Rempe, Nondestructive detection of an optical photon, *Science* 342 (2013) 1349.
- [15] L. Vaidman, Tracing the past of a quantum particle, *Phys. Rev. A* 89 (2014) 024102.